

BV000796

**Iveco**

**Iveco Daily 35C14 2.3**







Kipper Dubbele Cabine Dubbellucht 6 Stoelen Airco Cruise Control 3,5t Trekhaak  
Luchtgeveerde stoel

€ 22.945

Excl. VAT

€ 449

lease p/m for 5 years

|   |                            |                |
|---|----------------------------|----------------|
|    | <b>Year of manufacture</b> | 2021           |
|    | <b>Mileage</b>             | 94696 km       |
|    | <b>Transmission</b>        | Handgeschakeld |
|    | <b>Fuel type</b>           | Diesel         |
|    | <b>Horsepower</b>          | 140 PK         |
|  | <b>Cabin</b>               | Dubbel         |

#### Basic information

|                           |                   |
|---------------------------|-------------------|
| <b>Brand</b>              | Iveco             |
| <b>First registration</b> | 2021-05-11        |
| <b>Chassis number</b>     | ZCFCH35A505405517 |
| <b>Category</b>           | Tipper            |
| <b>Type</b>               | Daily 35C14 2.3   |
| <b>Model</b>              | L4H1              |
| <b>Exterior color</b>     | White             |
| <b>Mileage</b>            | 94696 km          |

#### Bodywork

|                             |         |
|-----------------------------|---------|
| <b>Floor material</b>       | Metal   |
| <b>Door opening width</b>   | 201 cm  |
| <b>Body brand</b>           | Creafer |
| <b>Body year</b>            | 2021    |
| <b>Body material</b>        | Metal   |
| <b>Internal body length</b> | 261 cm  |
| <b>Internal body width</b>  | 201 cm  |
| <b>Internal body height</b> | 31 cm   |

#### Dimensions

|               |        |
|---------------|--------|
| <b>Length</b> | 660 cm |
| <b>Width</b>  | 214 cm |

|                    |        |
|--------------------|--------|
| <b>Height</b>      | 248 cm |
| <b>Wheelbase</b>   | 375 cm |
| <b>Track Width</b> | 155 cm |

## Weights

|  |         |
|--|---------|
| <b>Max permissible weight (GVW)</b>    | 3500 kg |
| <b>Max gross combined weight (GCW)</b> | 7000 kg |
| <b>Max front axle load</b>             | 1900 kg |
| <b>Max rear axle load</b>              | 2600 kg |
| <b>Vehicle curb weight</b>             | 2714 kg |
| <b>Payload</b>                         | 786 kg  |
| <b>Towing capacity</b>                 | 3500 kg |

## Engine information

|                             |                     |
|-----------------------------|---------------------|
| <b>Transmission</b>         | Manual transmission |
| <b>Engine type</b>          | F1AGL411D           |
| <b>Fuel type</b>            | Diesel              |
| <b>Horsepower</b>           | 140 PK              |
| <b>Engine Euro standard</b> | Euro 6              |
| <b>Number of gears</b>      | 6                   |
| <b>Cylinder capacity</b>    | 2297 CC             |
| <b>AdBlue</b>               |                     |

## Cabin

|              |   |
|--------------|---|
| <b>Seats</b> | 6 |
|--------------|---|

## Cabin interior

|  |  |
|--|--|
| <b>Air Conditioning</b>                |  |
| <b>Bluetooth</b>                       |  |
| <b>Electrically Adjustable Mirrors</b> |  |
| <b>Electric Windows</b>                |  |
| <b>Air-Suspended Driver's Seat</b>     |  |
| <b>Multifunction Steering Wheel</b>    |  |
| <b>Radio</b>                           |  |
| <b>Power Steering</b>                  |  |

## Safety options

|                         |  |
|-------------------------|--|
| <b>Cruise Control</b>   |  |
| <b>Traction Control</b> |  |

## Vehicle features

|                       |  |
|-----------------------|--|
| <b>Tipping System</b> |  |
|-----------------------|--|

## Assen

|                   |  |
|-------------------|--|
| <b>First axle</b> |  |
| • disk            |  |
| • leaf_spring     |  |



**Second axle**

- disk
- leaf\_spring

